



Kentucky High School Athletic Association

2280 Executive Drive ° Lexington, KY 40505 ° www.khsaa.org ° (859)299-5472 (859)293-5999 (fax)

MEMORANDUM

To: Superintendent, Principal, and Athletic Director
Lone Oak High School

From: Brigid L. DeVries, Commissioner
Larry Boucher, Assistant Commissioner


Date: July 25, 2006

Subject: 2005-2006 Title IX Annual Report Forms Submission

Enclosed please find a copy of Form T-65, the 2005-2006 KHSAA Title IX Annual Report Submission Status Report. In addition, you may find an attachment with corrected copies of the forms submitted by your school personnel. Please review this information so the forms can be completed accurately in the future.

Also, KHSAA Audit Team Members may have requested resubmission of some of the 2005-2006 Annual Report Forms or need additional information on your athletic programs. Please submit this information by the date requested if this is applicable. Copies and all KHSAA Title IX documents must be kept current and included in your permanent Title IX File at the school. All documents are subject to Open Records Requests.

Should you need any further information, please do not hesitate to call anytime.



**KHSAA TITLE IX
ANNUAL REPORT SUBMISSION
STATUS REPORT
2005-2006**

KHSAA Form T65
Revised 8/05

TO: KHSAA Member School Superintendents, Principals, and Athletic Directors

FROM: Brigid L. DeVries, Commissioner
Larry Boucher, Assistant Commissioner

DATE: 7/21/2006

School	Lone Oak High School	Reviewed by	Fran Edwards
--------	----------------------	-------------	--------------

The following is a status report regarding the required 2005 - 2006 Title IX Annual Report submission of forms due into the KHSAA office by April 15, 2006. Appropriate KHSAA Audit Team personnel have reviewed these forms and the following is a summary of this review.



I. Checklist of Forms properly submitted in a satisfactory manner:

X	GE 19 (Annual Verification)	X	T-35 (Budget Expenses)
X	T-1 (Summary Program Chart 1)	X	T-36 (Budget Expenses)
X	T-2 (Summary Program Chart 2)	X	T-41 (Checklist – Overall Interscholastic Program)
X	T-3 (Summary Program Chart 3)	X	T-60 (Corrective Action Plan)
X	T-4 (Summary Program Chart 4)	X	T-63 (Interscholastic Survey Results)

II. Status

A.	X	2005 – 2006 Forms are satisfactory and no further information or action is necessary at this time.
B.		Errors have been noted with respect to the following forms:
C.		The following forms were omitted and must be submitted by school representatives:
D.	X	<p>Other Recommendation and Comments:</p> <p>Based on responses to the Interscholastic Athletic Survey, it appears that the feasibility of adding swimming and tennis should be expected. It is particularly important that meetings with potential team members be held and minutes kept since attaining the standard for Participation Opportunities Test Three is necessary for Title IX compliance. Please review expenditures for athletics. Spending per male athlete is \$599 and spending per female athlete is \$371. The disparity, even when the difference in funding for the basketball program is not considered, is rather large and it would be appropriate to review expenditures and closely monitor spending so that a pattern of inequity is not established.</p>

Lone Oak High School





Kentucky High School Athletic Association

KENTUCKY HIGH SCHOOL ATHLETIC ASSOCIATION

TITLE IX

MEMBER SCHOOLS 2005-2006 ANNUAL REPORT FORMS

Submit to KHSAA
By April 15, 2006





**2005-2006 KENTUCKY HIGH SCHOOL ATHLETIC ASSOCIATION
ANNUAL VERIFICATION OF TITLE IX PROCEDURES
(To be submitted by April 15, 2006 along with other required forms)**

KHSAA
Form GE19
Rev. 9/05

The Lone Oak High School, Paducah, Kentucky
(Name of High School) (City)

certifies to the Kentucky High School Athletic Association that the following is an accurate and true representation of the facts surrounding compliance with 20 U.S.C. Sections 1681-1688, et. Seq. (also known as Title IX)

I certify the following provisions in accordance with records at the school contained in the permanent Title IX file, and to the best of my knowledge have completed the following tasks (All boxes must be checked).

Established a gender equity committee at the high school. (list committee personnel and provide attachment if necessary)

Name	Address	Phone	Title
See Attached Sheet			

Scheduled a minimum of three meetings during the 2005-2006 school year on the following dates:
January 30, 2006 , March 29, 2006 , May 17, 2006

Designated the following person(s) as the Title IX coordinator for the school:

<u>David M. Pope</u>	<u>Athletic Director</u>	<u>129 Windmere Dr. Paducah Ky. 42001</u>	<u>270-554-3083</u>
Name	Title	Address	Phone

Designated the following person(s) as the Title IX coordinator for the district:

<u>Dr. Nan Waldrop</u>	<u>Asst. Superintendent</u>	<u>4141 Buckner Lane Paducah, Ky.</u>	<u>270-444-9997</u>
Name	Title	Address	Phone

School personnel are continuing to make periodic reviews of the boys' and girls' athletics program reflected in the Corrective Action Plan.

In addition to the above information, the above referenced school maintains a complete permanent file relative to Title IX records including copies of the self-assessment audit, all corrective action plans, and other related materials.

Donna New 3/30 2006
Principal's Signature Date

M. L. Allen *[Signature]*
Superintendent Signature School Board Chairpersons' Signature

(Send original copy to KHSAA - Maintain duplicate in Title IX school folder)

Lone Oak High School Gender Equity Committee 2005-2006

Donna Wear	667 North 4 th	Wickliffe, Ky.	42087	270-335-3819	Principal
David Pope	129 Windmere Dr.	Paducah Ky.	42001	270-554-3083	Athletic Director
Allison Heine	755 N. Gum Springs Rd	Paducah, Ky.	42001	270-534-0400	Student
Chase Denson	115 S. Crestview Dr.	Paducah, Ky.	42003	270-554-7705	Student
Don Heine	755 N. Gum Springs Rd	Paducah, Ky.	42001	270-534-0400	Parent
Susan Helmich	2955 Nebraska St.	Paducah, Ky.	42001	270-554-0362	Teacher / coach
Andy Poore	326 Illinois St.	Paducah, Ky.	42001	270-534-8814	Teacher / coach
Brittany Andrews	5230 Hocker Road	Paducah, Ky.	42001	270-534-9030	Student
Cameron Tillett	210 Downing Cove	Paducah, Ky.	42001	270-534-4559	Student
Tim Adams	1509 Island Creek Dr.	Paducah, Ky.	42003	270-575-3944	Teacher / coach
Kelly Hack	225 Jeano Circle	Paducah, Ky.	42041	270-442-3004	Teacher / coach
Dr. Nan Waldrop	4141 Buckner Ln.	Paducah, Ky.	42001	270-444-9997	Asst. Superintendent

2005-2006
ACCOMMODATION OF INTERESTS AND ABILITIES
SUMMARY PROGRAM CHART 1

KHSAA
 Form T1
 Rev. 9/05

Participation Opportunities Test One

		(Column 1)	(Column 2)	(Column 3)	(Column 4)
	Program	Enrollment	Percentage of Total Enrollment	Number of Interscholastic Participants (double and triple count)	Percentage of Total Participation
Row 1	GIRLS	416	51%	202	44%
Row 2	BOYS	401	49%	257	56%
Row 3	Totals	817	100%	459	100%

Instructions:

*Number of 8th grade students & below used in Column 3 and Column 4 calculations if applicable: 24

- 1) Determine the total number of girls enrolled, (place in Row 1, Column 1). Determine the total number of boys enrolled, (place in Row 2, Column 1).
- 2) Add the total number of girls and boys enrolled to determine total enrollment, (place in Row 3, Column 1).
- 3) Calculate the percentage of total enrollment that is female. (Divide Row 1, Column 1 by row 3, Column 1 and place in Row 1, Column 2.) Calculate the percentage of total enrollment that is male. (Divide Row 2, Column 1 by Row 3, Column 1 and place in Row 2, Column 2.) Note: Row 1, Column 2 plus Row 2, Column 2 should total 100%.
- 4) Ask the head coaches to review the most updated eligibility or squad lists for their teams. Ask coaches to confirm the names of those individuals who are on the team as of the first **date of competition**, and cross out the names of those who were cut from the team or quit the team prior to the first competitive event. Determine the total number of interscholastic athletics participants that are girls, (and place in Row 1, Column 3). In order to determine the total number of athletics participants, an individual should be counted each time he or she participates on a team. For example, if Jane Doe competes on the varsity volleyball team, the junior varsity volleyball team, the junior varsity basketball team, and the varsity softball team, she should be counted as four participants (**do not include club or intramural sports participants, cheerleaders, dance teams, or pom squads**). Calculate the same way for boys and girls. * In addition, should 8th grade students and below play on a Freshman, Junior Varsity, or Varsity team, they should also be counted for each team and sport on which they participate. If applicable, please asterisk the above notation as to how many 8th grade students & below are included in the totals. Using the same procedure, determine the total number of interscholastic athletic participants that are boys, (and place in Row 2, Column 3). Add Row 1, Column 3 plus Row 2, Column 3 to get total participants and place in Row 3, Column 3.
- 5) Calculate the percentage of female participation. (Row 1, Column 3 divided by Row 3, Column 3 and place in Row 1, Column 4.) Calculate the percentage of male participation. (Row 2, Column 3 divided by Row 3, Column 3 and place in Row 2, Column 4.) Note: Row 1, Column 4 plus Row 2, Column 4 should total 100%.

Note: While being within three percent is not a formal compliance standard; if the percent listed in Row 1, Column 4 is within 3% of Row 1, Column 2, then it provides a good target within which compliance is likely.

Principal's Signature:

Donna Pearson Date: 3/30/06

2005-2006
ACCOMMODATION OF INTERESTS AND ABILITIES
SUMMARY PROGRAM CHART 2

KHSAA
 Form T2
 Rev. 9/05

Participation Opportunities Test Two

		Column 1	Column 2	Column 3	Column 4	Column 5
Program		Number of Teams Currently Offered	Number of Participants	Number of Teams Added Since the beginning of the 2001-2002 School Year	Number of Participants Added Since the beginning of the 2001-2002 School Year	Percent of Total Participation By Sex Added Since the beginning of the 2001-2002 School Year
GIRLS	Row 1	varsity:	9	115	2	16
	Row 2	j.v.:	5	80	1	10
	Row 3	frosh:	1	7	0	0
	Row 4	total:	15	202	3	26
BOYS	Row 5	varsity:	9	153	1	10
	Row 6	j.v.:	5	77	0	0
	Row 7	frosh:	2	27	0	0
	Row 8	total:	16	257	1	10

- 1) For Column 1, list the number of interscholastic teams offered for girls and boys at each competitive level (varsity, junior varsity, and freshman). For girls, total each of the entries in Rows 1, 2, and 3 into Row 4. For boys, total Rows 5, 6, and 7 into Row 8.
- 2) For Column 2, list the number of participants at each level. For girls, total each of the entries in Rows 1, 2, and 3 into Row 4. For boys, total Rows 5, 6, and 7 into Row 8. **Note:** The totals in Row 4 for girls and in Row 8 for boys must be the same as the totals in Form T-1, Column 3, Rows 1 and 2 respectively.
- 3) For Column 3, list the number of interscholastic teams that have been added in the last five years at each competitive level. Count each team added during the 5 year period only one time. e.g. Girl's junior varsity soccer was added 3 years ago, count the team only once, not 3 times. For girls, total the entries in Rows 1, 2, and 3 into Row 4. For boys, total Rows 5, 6, and 7 into Row 8.
- 4) For Column 4, list the number of participants that are currently on each level of the teams that were added in the last five years. If a team was added previously but no longer exists, there are no current participants to be added for that team. For girls, total the entries in Rows 1, 2, and 3 into Row 4. For boys, total Rows 5, 6, and 7 into Row 8.
- 5) For Column 5, calculate the percentage of participants that have been added in the last five years. For girls, take the number in Column 4, Row 4 and divide by the number in Column 2, Row 4. For boys, take the number in Column 4, Row 8 and divide it by the number in Column 2, Row 8.

Note: If the percentage of current participants added in the last five years is 25% or greater, compliance with test two may be possible. If less than 25%, then compliance with test three should be analyzed. **CAUTION:** 25% is not a formal compliance standard.

Principal's Signature: _____

Donna Near

Date: _____

3/30/06

2005-2006
ACCOMMODATION OF INTERESTS AND ABILITIES
SUMMARY PROGRAM CHART 3

KHSAA
 Form T3
 Rev. 9/05

Participation Opportunities Test Three

FOR ANY QUESTION ANSWERED "YES" IDENTIFY THE RESPECTIVE SPORT(S).

	GIRLS (Yes / No)		BOYS (Yes / No)
1. For a sport not currently played at the interscholastic level (varsity, junior varsity, or freshman) in your school, is there an intramural team offered for that sport?	No		No
2. For a sport <u>not</u> currently offered in your interscholastic athletics program, is there sufficient interest to form a viable interscholastic team based on participation on an intramural team or community recreation teams?	No		No
3. For a sport <u>not</u> currently offered, is there sufficient interest, based on your most recent Student Interest Survey, to form a viable interscholastic team based on student responses from the interscholastic survey? If yes, what sport?	No		No
4. For a sport currently offered at the varsity level only, is there sufficient interest, based on your most recent Student Interest Survey, to form a viable team for a junior varsity or freshman team that is not currently offered?	No		No
5. For a sport currently offered at the junior varsity or freshman level is there sufficient interest, based on your most recent Student Interest Survey, to form a varsity team not currently offered?	No		No
6. If you answered YES to question (1), (2), (3), (4), or (5), are there enough high schools in your geographic area offering the sport (at the appropriate level) to allow for the development of a reasonable schedule of competition?	N/A		N/A

Principal's Signature: Donna Weir Date: 3/30/06

2005-2006
ACCOMODATION OF INTERESTS AND ABILITIES
SUMMARY PROGRAM CHART 4

Levels of Competition Test One

		Column 1	Column 2	Column 3
Girls	Team Levels	Number of Teams Currently Offered	Number of Participants	Percentage of Participants at Each Level
Row 1	varsity:	9	115	57%
Row 2	j.v.:	5	80	40%
Row 3	frosh:	1	7	3%
Row 4	total:		202	100%
Boys				
Row 5	varsity:	9	153	60%
Row 6	j.v.:	5	77	30%
Row 7	frosh:	2	27	10%
Row 8	total:		257	100%

- 1) Column 1, list the number of interscholastic teams offered for girls and boys at each competitive level; varsity, junior varsity, and freshman. (Refer to Form T-2, Accommodation of Interests and Abilities, Summary Program Chart 2, Column 1.)
- 2) For Column 2, list the number of participants at each level. For girls, total the entries in Rows 1, 2, and 3 into Row 4. For boys, total the entries in Rows 5, 6, and 7 into Row 8. (Refer to Form T-2, Accommodation of Interests and Abilities, Summary Program Chart 2, Column 2.)
- 3) For Column 3, calculate the percentage of female and male participants at each level.
For girls' varsity, junior varsity, and frosh, respectively:
 - Divide Column 2, Row 1 by Column 2, Row 4, and place the percentage in Column 3, Row 1.
 - Divide Column 2, Row 2 by Column 2, Row 4, and place the percentage in Column 3, Row 2.
 - Divide Column 2, Row 3 by Column 2, Row 4, and place the percentage in Column 3, Row 3.
 -
 For boys' varsity, junior varsity, and frosh, respectively:
 - Divide Column 2, Row 5 by Column 2, Row 8, and place the percentage in Column 3, Row 5.
 - Divide Column 2, Row 6 by Column 2, Row 8, and place the percentage in Column 3, Row 6.
 - Divide Column 2, Row 7 by Column 2, Row 8, and place the percentage in Column 3, Row 7.

Principal's Signature: *Kenneth* Date: 3/30/06

**2005-2006
ACTUAL EXPENDITURES - PROGRAM COMPARISON CHART I
TO INCLUDE BOOSTER CLUB FUNDING**

	equipment and supplies		travel		awards		coaches' salaries (to include supplemental and extended employment; dollar amount needed)		facilities improvements		publications (if sport-specific)	
	Expenditures		Expenditures		Expenditures		Expenditures		Expenditures		Expenditures	
	School	Booster	School	Booster	School	Booster	School	Booster	School	Booster	School	Booster
G basketball	\$4,886	\$20,127	Bd. Paid				\$6,424					
B basketball	\$6,606	\$29,549	"				\$6,424					
G softball	\$3,347	\$7,617	"				\$4,472					
B baseball	\$1,402	\$19,130	"				\$4,472			\$1,770		
G cross country	\$241		"									
B cross country	\$241		"									
G golf	\$330		"				\$1990					
B golf	\$330		"				Both					
G soccer	\$1,400	\$5,457	"				\$4,472					
B soccer	\$1,567	\$5,571	"				\$4,472					
G swimming			"									
B swimming			"									

1. Total expenditures on T-35 and T-36 on the 2005-2006 year report due by April 15, 2006, should reflect the total monies spent (rounded off to nearest hundred) for the entire school year of 2004-2005 ending June 30, 2005.
 2. Booster Club Funding/Contributions must be included in the expenditures total.

Principal's Signature: *Lorna Dean* Date: 3/30/06

**2005-2006
ACTUAL EXPENDITURES - PROGRAM COMPARISON CHART 2
TO INCLUDE BOOSTER CLUB FUNDING**

	equipment and supplies		travel		awards		coaches' salaries (to include supplemental and extended employment; dollar amount needed)		facilities improvements		publications (if sport-specific)	
	Expenditures		Expenditures		Expenditures		Expenditures		Expenditures		Expenditures	
	School	Booster	School	Booster	School	Booster	School	Booster	School	Booster	School	Booster
G track	\$630	\$252	Bd. Paid				\$1,531					
B track	\$630	\$252	"				\$1,531					
G tennis			"				\$1,999					
B tennis			"				Both					
G volleyball	\$3,395	\$3,950	"				\$4,472					
B wrestling												
G (list sport)												
B football	\$15,535	\$45,955	"				\$6,424					
G (list sport)												
B (list sport)												

1. Total expenditures on T-35 and T-36 on the 2005-2006 year report due by April 15, 2006, should reflect the total monies spent (rounded off to nearest hundred) for the entire school year of 2004-2005 ending June 30, 2005.

2. Booster Club Funding/Contributions must be included in the expenditures total.

← without
booster club funding

Gender	Expenditures	Percentage
Boys	\$153,859	67%
Girls	\$75,001	33%
Total	\$228,860	100%

257 599 556
202 371
\$228,184

Principal's Signature: Donna Alan Date: 7/30/06

2005-2006 KHSAA TITLE IX ATHLETICS AUDIT

KHSAA
Form T41
Rev. 9/05

Checklist - Overall Interscholastic Athletics Program

DIRECTIONS:

For the Areas of Compliance (Opportunities and Benefits) listed on the left hand side of the page, place a checkmark under the appropriate column identifying whether your school provided an advantage to the Girls' Program, or to the Boys' Program or to Neither Program.

Areas of Compliance:	ADVANTAGE TO:		
	GIRLS' PROGRAM	BOYS' PROGRAM	NEITHER PROGRAM
OPPORTUNITIES			
Accommodation of Interest and Abilities	Comply	Comply	
BENEFITS			
Equipment and Supplies	Comply	Comply	
Scheduling of Games and Practice Time	Comply	Comply	
Travel and Per Diem Allowances	Comply	Comply	
Coaching	Comply	Comply	
Locker Rooms, Practice and Competitive Facilities	Comply	Comply	
Medical and Training Facilities and Services	Comply	Comply	
Publicity	Comply	Comply	
Support Services	Comply	Comply	
Athletic Scholarships	N/A	N/A	
Tutoring	Comply	Comply	
Housing and Dining Facilities and Services	N/A	N/A	
Recruitment of Student Athletes	N/A	N/A	

Principal's Signature: _____

Donna Wear

Date: _____

3/30/06

SCHOOL NAME

Lone Oak High School

2005-2006
TITLE IX

CORRECTIVE ACTION PLAN

DIRECTIONS:

1. For Column 1, indicate the intended area which needs corrective action in order to achieve gender equity. For Column 2, write the suggested change or activities that will correct the area in need of alteration. For Column 3, include the estimated completion date for the changes or activities.
2. It is possible to attain compliance with Title IX and no longer need "corrective" action. However, the KHSAA strongly encourages compliant schools to identify items for improvement (Column 1), activities to accomplish the improvement (Column 2) and a timetable for completion (Column 3) that will strengthen the athletic program.
3. You may copy this form as needed. Please attach corrective action plans along with audit forms and submit by April 15, 2006.

COLUMN 1 ITEM FOR CORRECTION/ IMPROVEMENT	COLUMN 2 SUGGESTED CHANGE/ ACTIVITIES	COLUMN 3 TIME TABLE FOR CORRECTIVE ACTION/ COMPLETION
Recruiting more girls to play on all teams.	Adding a Freshman volleyball team.	2006-2007
Prime date/Prime time	Following guidelines set forth by the KHSAA pertaining to scheduling and prime dates/ prime time for basketball.	2006-2007
Continue work with the boosters and coaches about budgeting.	Continued improvement in all areas of expenditures	2006-2007
Committee meetings for 2006-2007	August 28, 2006 October 30, 2006 March 26, 2007	2006-2007

Dena A. Jean

Principal's Signature:

3/30/06

Date:



2005-2006 INTERSCHOLASTIC
ATHLETICS SURVEY
Summary of Student Responses

KHSAA
Form T63
Rev. 9/05

School Name: Lone Oak High School
School Enrollment: 817 (SHOULD AGREE WITH FORM T-1)
Date: March 28, 2006
Completed By: David M. Pope

Instructions:

1. Summarize the Student Athletics Interest Surveys Form T-61 by listing the total number of responses on the line next to each sport.
2. Under the Other Category please provide a listing of the sports as well as the number of students who are interested in participating.
3. Please sign and date this Summary Form (T-63) and mail this Summary Form only to the KHSAA by April 15, 2006. Do not mail the student surveys (Form T-61). However, these Forms should be maintained in your files in the event they are requested subsequently.

790 Number of Surveys
746 Total Returned (*A minimum of 80% return is expected*)
8,9,10,11 Grades Surveyed (*Should be grades 9-11 and 8th grade if school has a feeder system*)

How Was The Survey Administered? Middle School Homerooms, High School English classes

(e.g. was it given in all English classes, or all home rooms, or advisee/advisor?)

KHSAA Sanctioned Fall Sports (*List Total Number of Participation Responses*)

32 Cross Country (Girls)
29 Cross Country (Boys)
150 Football (Boys)
19 Golf (Girls)
29 Golf (Boys)
84 Soccer (Girls)
56 Soccer (Boys)
99 Volleyball (Girls)

Winter Sport (*List Total Number of Participation Responses*)

95	Basketball (Girls)
92	Basketball (Boys)
*	Indoor Track (Girls)
*	Indoor Track (Boys)
59	Swimming & Diving (Girls)
20	Swimming & Diving (Boys)
51	Wrestling (Boys)

*Indoor Track was a combined number of 67

Spring Sport (*List Total Number of Participation Responses*)

98	Baseball (Boys)
70	Fast Pitch Softball (Girls)
32	Slow Pitch Softball (Girls)
63	Tennis (Girls)
29	Tennis (Boys)
51	Track (Girls)
54	Track (Boys)

Non-KHSAA Sanctioned Sports (*From Student Survey T-61 Question 10*)

0	Archery
3	Field Hockey
4	Bowling
0	Boys' Gymnastics
6	Girls' Gymnastics
20	Ice Hockey
17	Boys' Lacrosse
28	Girls' Lacrosse
0	Rifle
0	Rodeo
1	Boys' Volleyball
2	Water Polo
0	Weightlifting

Number of Students who participate in Intramural Sports

(*From Student Survey T-61 Question 5*)

<u>Sport</u>	<u>Number</u>
Soccer	8
Basketball	7
Baseball	6
Softball	5
Indoor Soccer	3
Volleyball	2

List Intramural Sports students are interested in adding:

(From Student Survey T-61 Question 6)

<u>Sport</u>	<u>Number</u>
Lacrosse	18
Basketball	15
Hockey	14
Soccer	11
Girls' Football	8

Participation in Non-School Sports Activities

(From Student Survey T-61 Question 7)

<u>Sport</u>	<u>Number</u>
Basketball	50
Baseball	28
Soccer	27
Softball	24
Tennis	12
Swim	8


Reasons for not participating in interscholastic athletics

(From Survey Question 8)

- 96 I prefer other activities such as band, chorus, etc.
- 103 I don't have time
- 36 The practice schedules and game times are inconvenient
- 49 The sport I like isn't offered
- 27 It's too expensive
- 27 I prefer to participate in club or intramural sports
- 55 Working
- 98 Other: grades, not making team, rides home, pick same People all the time.

Student Suggestions to encourage participation

More girls sports, no teachers coaching, listen to students, have more fun, pride, advertise, less Expense.



Principal's Signature

3/30/06

Date

Lone Oak High School Title IX Review

<p>Opportunities (Example: Sports or Levels of Teams Added for Girls)</p>	<p>Finished the fourth year of Varsity and Junior Varsity Volleyball. Fourth year of Cross Country for boys and girls.</p>
<p>Equipment and Supplies (Example: New Equipment – batting cages, soccer goals, uniforms, balls, bats, etc.)</p>	<p>All teams have an equal opportunity to purchase equipment and supplies. Boys and Girls basketball purchased uniforms.</p>
<p>Scheduling of Games and Practice Times (Example: 50/50 scheduling ratio of boys' games to girls'. Additional weekend "prime time" opportunities)</p>	<p>Boys and Girls soccer teams alternate practice time, and the boys played first in 3 of the home double-headers. The Boys and Girls basketball teams alternate practice time and The Boys team played first in 3 of the 7 primetime double headers that were scheduled.</p>

<p>Travel and Per-Diem (Example: Spring Break Trip for Softball, Upgrade of meals or meal opportunities)</p>	<p>We offer the same opportunities for all of our teams for trips and meals. The girls' team went to one away Christmas tournaments. The girls' softball team is going to Destin Florida during Spring Break.</p>
<p>Coaching (Example: Hiring of additional coaches, paying equitable salaries)</p>	<p>The McCracken County Board of Education pays the salaries and they are equitable.</p>
<p>Locker Rooms, Practice and Competitive Facilities (Example: New or Renovated Facilities)</p>	<p>Every team has a place to practice and play. If a facility is shared it is done equitably.</p>
<p>Medical and Training Services (Example: Additional or equitable sports coverage by medical support personnel, access to weight room)</p>	<p>Everyone has an opportunity to use our weight room. Local medical support personnel has helped several of our boys' and girls' teams.</p>
<p>Publicity (Example: New or improved promotional opportunities at sporting events: 1. Dance/Pep/Cheerleaders 2. Posters 3. Radio/Television)</p>	<p>Pep rallies are for boys' and girls' basketball. The cheerleaders cheer for both boys and girls games.</p>
<p>Support Services (Example: Additional funding for girls' sports)</p>	<p>The Girls' boosters in all sports are very active.</p>

Other Title IX Advancements	Lone Oak High School takes a very active roll in making sure the athletic program is equitable.
------------------------------------	--

Principal's
Signature:

Danna Wear

Date: *3/30/06*

The expenditures for Lone Oak High School Boys' basketball team for the school year ending June 2005 included winning the 2nd district tournament, the 1st region tournament and a trip to the 2005 Kentucky State Boys' Basketball Tournament for the first time in school history. This opportunity also created more expenses than normal for our boys' program compared to our girls' basketball program.